







ASICS SS24 TECH SPECS

	MENS / UNISEX	WOMENS	TARGET CONSUMER	OFFSET	WEIGHT	SIZES	WIDTHS	UPPER	MIDSOLE	OUTSOLE	RRP	
SPEED	METASPEED™ SKY+			Athletes looking for extreme energy return and lightness to help reach a new PB. The energy is directed in horizontal direction to fit the running style of the stride runner.	U: 33-28mm	U: 210g	U: 3.5-13	U: STD	MOTION WRAP™ Upper	FF BLAST TURBO midsole Full length Carbon plate 1.1mm (positioned higher and flatter)	Full ground contact outsole ASICSGRIP outsole rubber	\$330
	METASPEED™ EDGE+			Athletes looking for extreme energy return and lightness to help reach a new PB. The energy is directed vertical or forward direction to fit the running style of the cadence type runner.	U: 31-23mm	U: 205g	U: 3.5-13	U: STD	MOTION WRAP™ Upper	FF BLAST TURBO midsole Full length Carbon plate 1.1mm (positioned lower and more curved)	Full ground contact outsole ASICSGRIP outsole rubber	\$330
	MAGIC SPEED™ 3			Ideal as a training shoe, for tempo runs and as a fast shoe that is versatile for all distances on race day. This shoe will help the runner conserve energy, so they can finish the run stronger.	M: 31-24mm W: 30-23mm	M: 240g W: 205g	M: 6-12, 13, 14, 15 W: 6-11, 12	M: D W: B	MOTION WRAP™ Upper Tongue wing construction	Full-Length Carbon Plate Top: FF BLAST™ PLUS (HC45) Bottom: FF BLAST™ PLUS (HC45) Removable sockliner	Full ground contact outsole ASICSGRIP outsole rubber	\$250
	EVORIDE SPEED			A lightweight trainer that bridges the gap between a daily trainer and a speed trainer; but is primed to go faster. Those who appreciate a lightweight, snappy feeling. Ideal for tempo runs, long runs and some for racing.	M: 27-22mm W: 26-21mm	M: 236g W: 206g	M: 7-12, 13, 14, 15 W: 6-11, 12	M: D W: B	Engineered Jacquard mesh	FF BLAST™ (Nano) (HC50) 3D Space Construction technology	Low density AHAR Rubber	\$220